

All of the numbers are greater.

- 2) a) Multiple answers possible – accept any correct answer.
 b) 483
 c) Multiple answers possible – accept any correct answer.

- 1) Accept any representation where the box on the left shows a smaller value than the box on the right.
 2) a) Children should have circled all four answers.
 b) Children should explain that all the representations show 265 despite using different equipment.

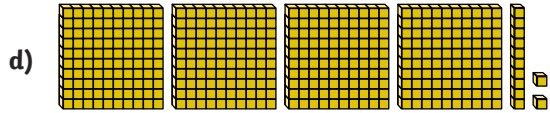
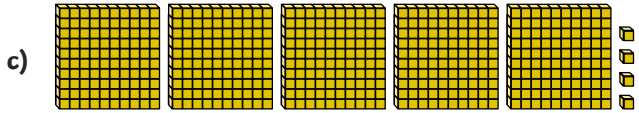
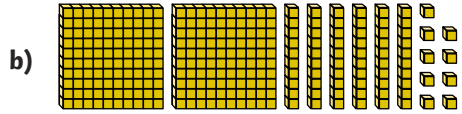
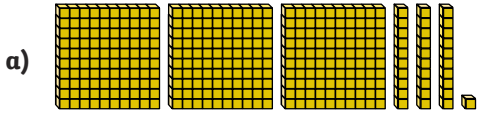
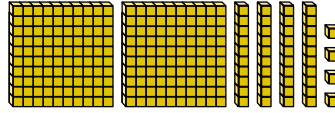


- 1) a) Base ten blocks could be added to 612 to show a number greater than 621.
 b) Base ten blocks could be taken away from 621 to make a number less than 612.
 c) The > could be changed to a <.
- 2) a) Yes. Multiple answers possible – for example, she could make two lots of 125.
 b) Yes. She could make two lots of 243.





1) Circle the numbers that are greater than the number shown below.



2) Look at this place value grid.

Hundreds	Tens	Ones

Draw base ten blocks that show a number:

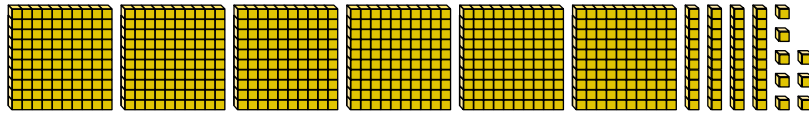
a) greater than the number in the place value grid.

b) equal to the number in the place value grid.

c) less than the number in the place value grid.



- 1) Arrange these base ten blocks to make two three-digit numbers that correctly complete the statement below. You must use all the blocks.



<

- 2) A group of children have each represented 265 in a different way.

- a) Circle the numbers that show 265 correctly.

Aidan:

Hundreds	Tens	Ones
<input checked="" type="radio"/> 100	<input type="radio"/> 10	<input type="radio"/> 1
<input checked="" type="radio"/> 100	<input type="radio"/> 10	<input type="radio"/> 1
	<input type="radio"/> 10	<input type="radio"/> 1
	<input type="radio"/> 10	<input type="radio"/> 1
	<input type="radio"/> 10	<input type="radio"/> 1
	<input type="radio"/> 10	


Katherine:

Hundreds	Tens	Ones

Jai:

Hundreds	Tens	Ones
<input checked="" type="radio"/> 100	<input type="radio"/> 10	<input type="radio"/> 1 <input type="radio"/> 1
<input checked="" type="radio"/> 100	<input type="radio"/> 10	<input type="radio"/> 1 <input type="radio"/> 1
	<input type="radio"/> 10	<input type="radio"/> 1 <input type="radio"/> 1
	<input type="radio"/> 10	<input type="radio"/> 1 <input type="radio"/> 1
	<input type="radio"/> 10	<input type="radio"/> 1 <input type="radio"/> 1
		<input type="radio"/> 1 <input type="radio"/> 1
		<input type="radio"/> 1

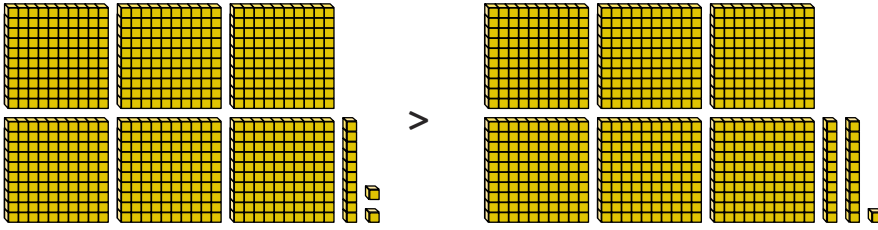
Two hundreds, six tens and five one.



- b) Explain your answer.



1) Identify three ways that you could change this statement to be correct:



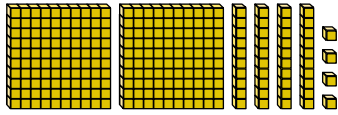
- a) _____
- b) _____
- c) _____

2) Karla says, "I have 3 hundreds counters, 17 tens counters and 16 ones counters."

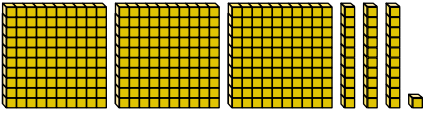
a) Can she make two equal three-digit numbers? If so, draw the counters to show them.

b) Can she make two equal three-digit numbers if she has to use all her counters? If so, draw the counters to show them.

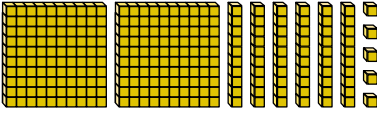
1) Circle the numbers that are greater than the number shown below.



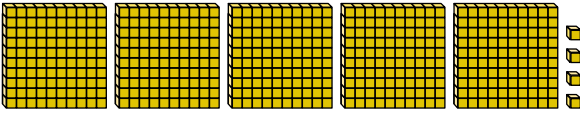
a)



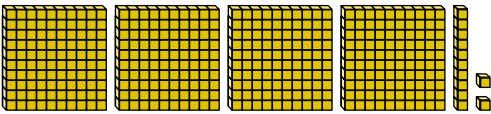
b)



c)



d)



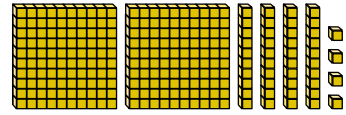
2) Look at this place value grid.

Hundreds	Tens	Ones
100 100 100	10 10 10	1 1 1
100	10 10 10	
	10 10	

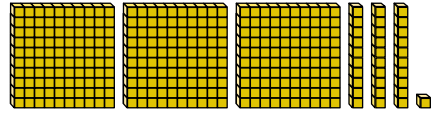
Draw base ten blocks that show a number:

- greater than the number in the place value grid.
- equal to the number in the place value grid.
- less than the number in the place value grid.

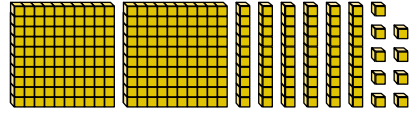
1) Circle the numbers that are greater than the number shown below.



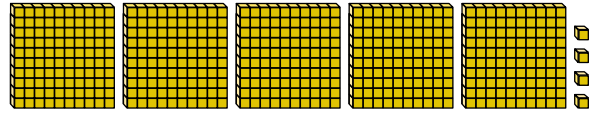
a)



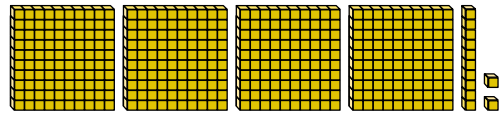
b)



c)



d)



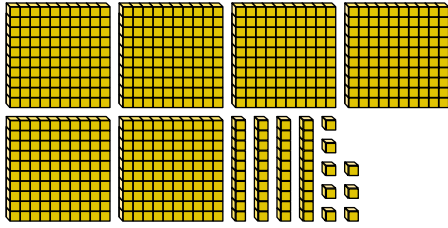
2) Look at this place value grid.

Hundreds	Tens	Ones
100 100 100	10 10 10	1 1 1
100	10 10 10	
	10 10	

Draw base ten blocks that show a number:

- greater than the number in the place value grid.
- equal to the number in the place value grid.
- less than the number in the place value grid.

- 1) Arrange these base ten blocks to make two three-digit numbers that correctly complete the statement below. You must use all the blocks.



	<	
--	---	--

- 2) A group of children have each represented 265 in a different way.

- a) Circle the numbers that show 265 correctly.

Aidan:

H	<input checked="" type="radio"/> 100	<input checked="" type="radio"/> 100				
T	<input type="radio"/> 10	<input type="radio"/> 10	<input type="radio"/> 10	<input type="radio"/> 10	<input type="radio"/> 10	<input type="radio"/> 10
O	<input type="radio"/> 1	<input type="radio"/> 1	<input type="radio"/> 1	<input type="radio"/> 1	<input type="radio"/> 1	

Katherine:

H					
T					
O					

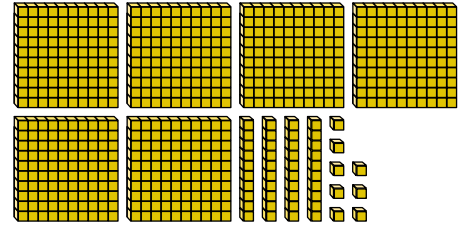
Jai:

H	<input checked="" type="radio"/> 100	<input checked="" type="radio"/> 100				
T	<input type="radio"/> 10	<input type="radio"/> 10	<input type="radio"/> 10	<input type="radio"/> 10	<input type="radio"/> 10	
O	<input type="radio"/> 1	<input type="radio"/> 1	<input type="radio"/> 1	<input type="radio"/> 1	<input type="radio"/> 1	<input type="radio"/> 1
	<input type="radio"/> 1	<input type="radio"/> 1	<input type="radio"/> 1	<input type="radio"/> 1	<input type="radio"/> 1	<input type="radio"/> 1

Mia: "two hundreds, six tens and five ones"

- b) Explain your answer.

- 1) Arrange these base ten blocks to make two three-digit numbers that correctly complete the statement below. You must use all the blocks.



	<	
--	---	--

- 2) A group of children have each represented 265 in a different way.

- a) Circle the numbers that show 265 correctly.

Aidan:

H	<input checked="" type="radio"/> 100	<input checked="" type="radio"/> 100				
T	<input type="radio"/> 10	<input type="radio"/> 10	<input type="radio"/> 10	<input type="radio"/> 10	<input type="radio"/> 10	<input type="radio"/> 10
O	<input type="radio"/> 1	<input type="radio"/> 1	<input type="radio"/> 1	<input type="radio"/> 1	<input type="radio"/> 1	

Katherine:

H					
T					
O					

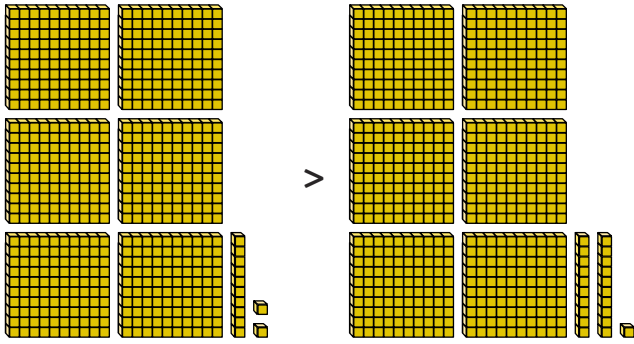
Jai:

H	<input checked="" type="radio"/> 100	<input checked="" type="radio"/> 100				
T	<input type="radio"/> 10	<input type="radio"/> 10	<input type="radio"/> 10	<input type="radio"/> 10	<input type="radio"/> 10	
O	<input type="radio"/> 1	<input type="radio"/> 1	<input type="radio"/> 1	<input type="radio"/> 1	<input type="radio"/> 1	<input type="radio"/> 1
	<input type="radio"/> 1	<input type="radio"/> 1	<input type="radio"/> 1	<input type="radio"/> 1	<input type="radio"/> 1	<input type="radio"/> 1

Mia: "two hundreds, six tens and five ones"

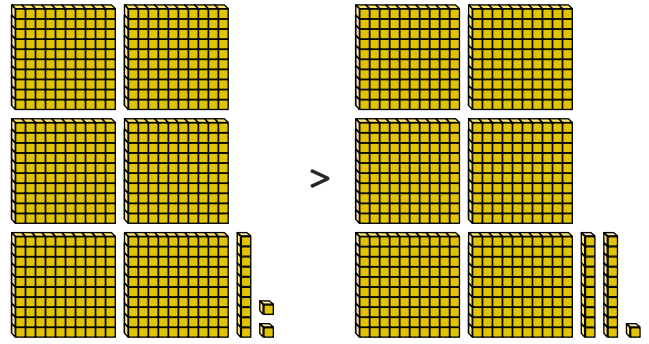
- b) Explain your answer.

- 1) Identify three ways that you could change this statement to be correct:



- 2) Karla says, "I have 3 hundreds counters, 17 tens counters and 16 ones counters."
- Can she make two equal three-digit numbers? If so, draw the counters to show them.
 - Can she make two equal three-digit numbers if she has to use all her counters? If so, draw the counters to show them.

- 1) Identify three ways that you could change this statement to be correct:



- 2) Karla says, "I have 3 hundreds counters, 17 tens counters and 16 ones counters."
- Can she make two equal three-digit numbers? If so, draw the counters to show them.
 - Can she make two equal three-digit numbers if she has to use all her counters? If so, draw the counters to show them.